

➤ Notes for parents. Activity next page.

The purpose of this task is to help your child:

- learn to continue a sequential pattern and to use multiples to predict an unseen element in a pattern

Think about this:

- How and where will they write down in their own words what the rule is for each pattern?
- Have them explain to or show you or another family member how they know for sure what the 10th, or 20th or ... element in the pattern is.
- Your child will need you, or another family member, to talk with them about what they are doing (instead of a classmate).
- Encourage them to ask you what you think is happening in any of the patterns!

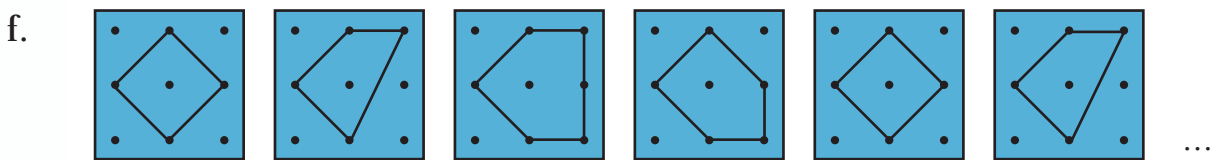


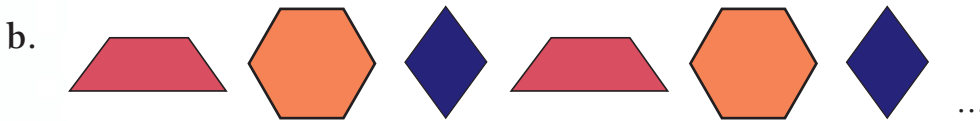
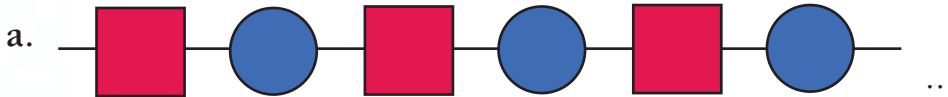


Pick the Pattern

You need a classmate

Activity One

Some patterns made with different objects are shown below.



1. What will be the tenth object in each pattern?
2. What about the twentieth object?
3. Discuss with your classmate how you worked it out.

Activity Two

1. Use objects in your room to make up another pattern like this for a classmate to guess.
2. What will be the twentieth object in your pattern?

