

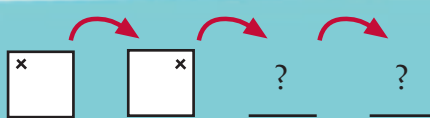
Tumble Time

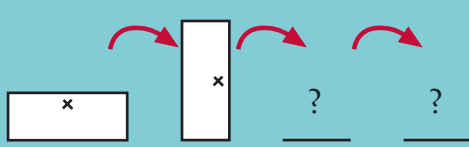
You need cardboard (optional) scissors (optional)

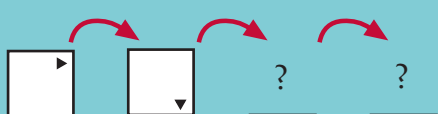
Activity One

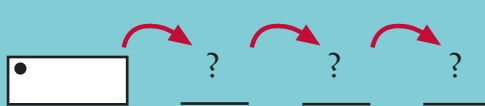
The pattern blocks below tumble from one side to the next. Copy them and show what happens to them and the shapes marked on them as they turn around.





a. 

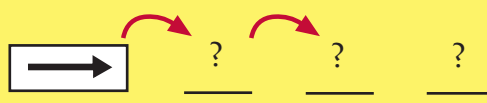
b. 


c. 

d. 

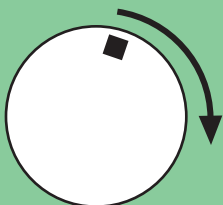
e. 

f. 

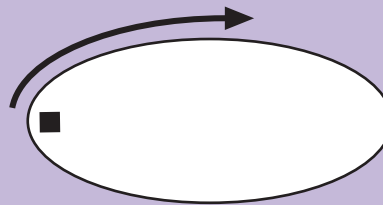
g. 

h. 

Activity Two



1. a. What path will the square follow as the circle rolls clockwise?
- b. Draw the path.



2. a. What path does the square follow if the ellipse rolls clockwise?
- b. Draw the path.

