


# The Mirror Game

- You need**
- ✓ different-coloured multilink cubes
  - ✓ a classmate
  - ✓ 2 centimetre grid paper with at least 32 squares
  - ✓ 2 back-to-back mirrors
  - ✓ coloured pencils

## Game

Mike and Shona are playing The Mirror Game.




They draw a line down the middle of a piece of grid paper, and each person plays on one half.

They take turns.  
Mike goes first.



He puts a coloured multilink cube in a square on his side of the grid paper.




Shona puts a same-coloured cube on her side of the grid paper where she thinks the reflection of Mike's cube might be.



They check whether Shona has put her piece in the right place by putting a mirror across the centre of the grid.

Now it is Shona's turn to choose a multilink cube and put it on another square on her side of the grid paper.



Mike puts a matching cube on the square on his side of the grid where he thinks the reflection of Shona's cube should be ... and so on.



When every square is full, Mike and Shona take off the cubes one by one and colour in each square with the colour of the cube that has been on it.

Play The Mirror Game with a classmate and see what patterns you can make on the grid paper.

For a harder game, use



instead of just one multilink cube.