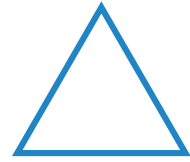



Te Hanga Taparau

He tapahanga aho tā Peta, e 30cm te roa.

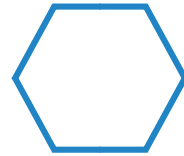


Ka whakamahia te aho hei hanga i ētahi taparau, e 30cm te paenga.



Ka hanga ia i tētahi tapatoru rite, tētahi tapawhā rite, me tētahi tapaono rite.

Ko tēhea o ngā taparau e toru nei te horahanga nui rawa atu?



Pēhea te porowhita? Mēnā e 30cm te paenga, he nui ake, he iti ake rānei te horahanga i ērā atu taparau?