


Starting from scratch: Challenge solutions

```
when clicked
pen down
set pen color to green
change pen size by 5
move 400 steps
turn 120 degrees
move 200 steps
turn 60 degrees
move 200 steps
turn 60 degrees
move 200 steps
turn 120 degrees
```

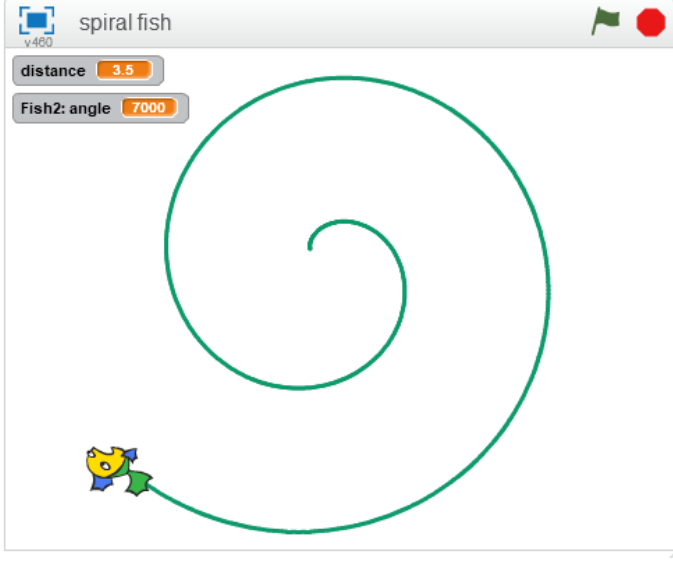
```
when clicked
pen down
set pen color to blue
change pen size by 5
repeat 6
  move 50 steps
  wait 1 secs
  turn 90 degrees
  wait 1 secs
  move 50 steps
  wait 1 secs
  turn 90 degrees
  wait 1 secs
```

Starting from scratch: Challenge solutions



The Scratch window titled "Cross" shows a white cross on a black background. A small blue fish character is at the bottom center of the cross. The code on the right is as follows:


```
when green flag clicked
  pen down
  set pen color to black
  change pen size by 5
  repeat 4
    wait 1 secs
    move 50 steps
    wait 1 secs
    turn 90 degrees
    wait 1 secs
    move 50 steps
    wait 1 secs
    turn 90 degrees
    wait 1 secs
    move 50 steps
    turn 90 degrees
```



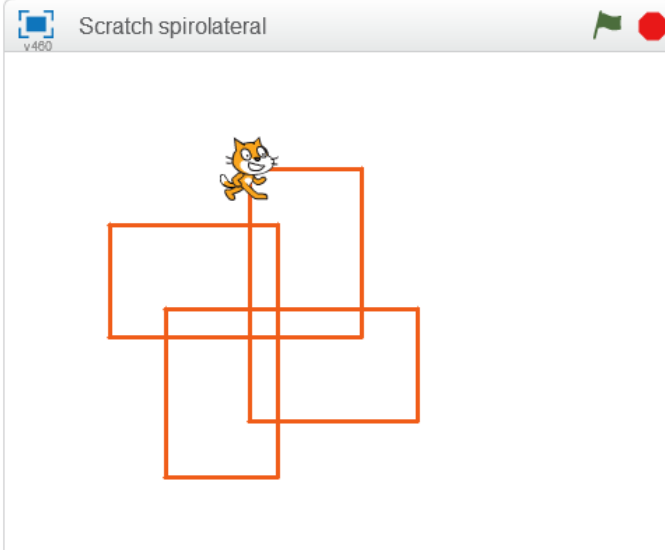
The Scratch window titled "spiral fish" shows a green spiral line starting from a small blue fish character. The code on the right is as follows:

```
when green flag clicked
  set distance to 0
  set angle to 0
  pen down
  set pen color to green
  change pen size by 2
  repeat 700
    change distance by 0.005
    change angle by 10
    move distance steps
    turn 1 degrees
```

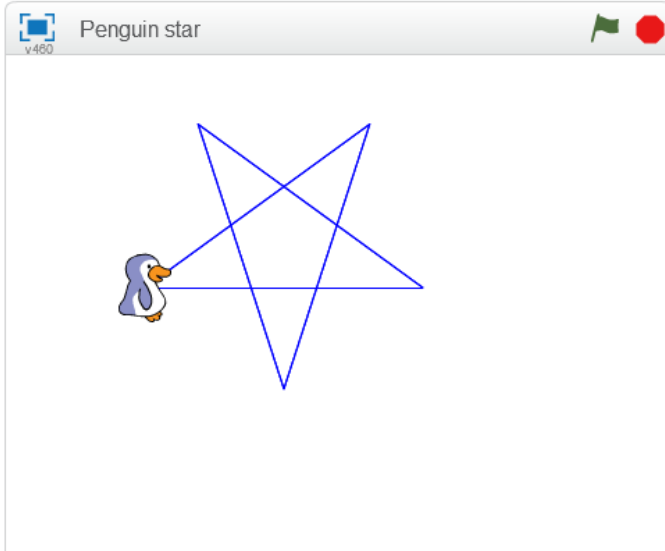
Starting from scratch: Challenge solutions



```
when green flag clicked
pen down
set pen color to green
change pen size by 3
repeat 2
  move 300 steps
  wait 1 secs
  turn 90 degrees
  move 150 steps
  wait 1 secs
  turn 90 degrees
```



```
when green flag clicked
pen down
set pen color to orange
change pen size by 2
repeat 12
  move 80 steps
  turn 90 degrees
  move 120 steps
  turn 90 degrees
  move 180 steps
  turn 90 degrees
```



```
when green flag clicked
pen down
repeat 5
  move 200 steps
  turn 144 degrees
  move 200 steps
  turn 144 degrees
```