





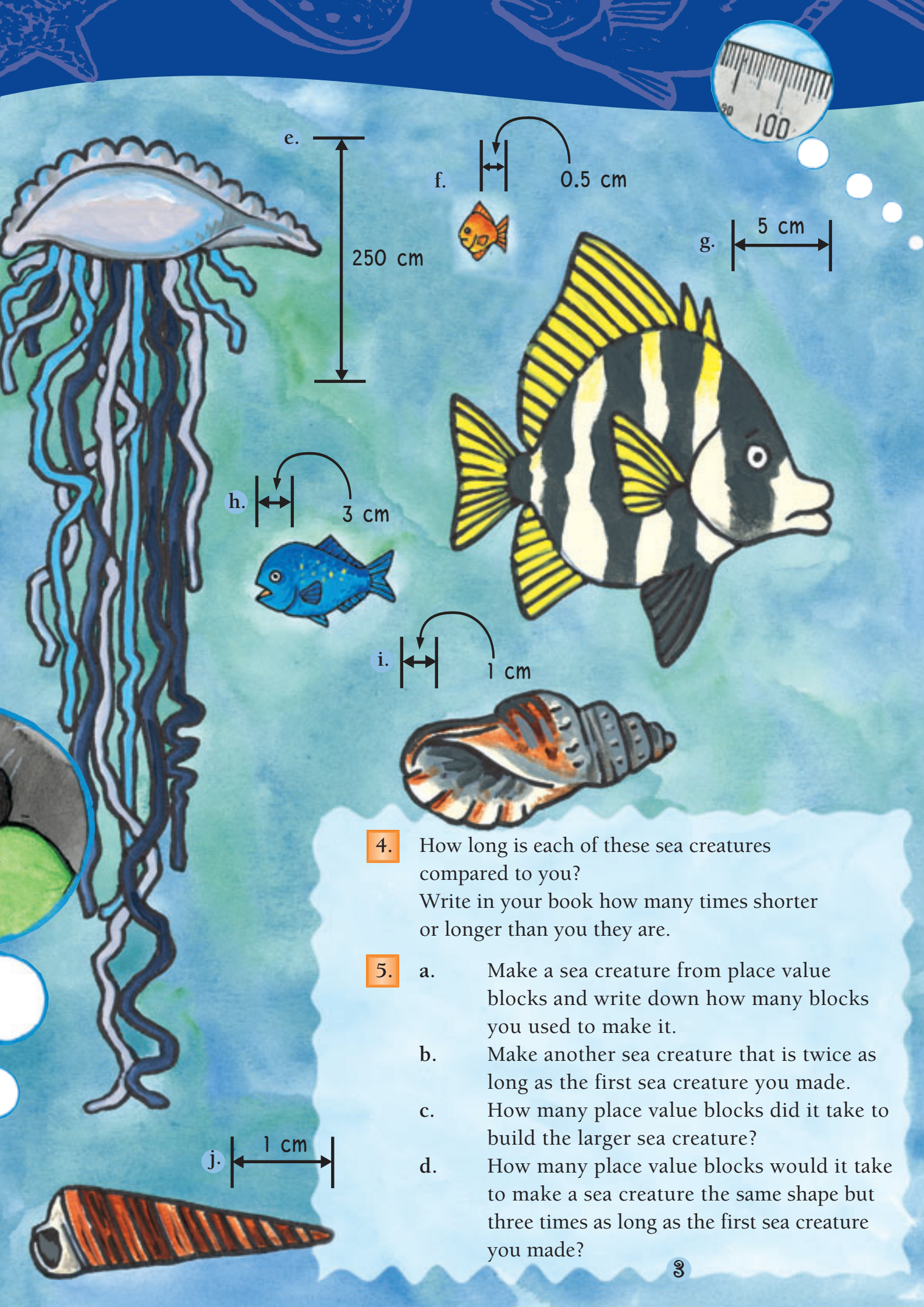
Measure Up

You need ✓ a ruler ✓ place value blocks ✓ chalk

Activity

1. Look carefully at these sea creatures and use the scale given next to each one to estimate their actual length.
2. On the ground, use chalk to make a life-size drawing of the biggest sea creature shown here.
3. Find an object that is about the same size as the smallest sea creature shown here.





4.

How long is each of these sea creatures compared to you?

Write in your book how many times shorter or longer than you they are.

5.

- a. Make a sea creature from place value blocks and write down how many blocks you used to make it.
- b. Make another sea creature that is twice as long as the first sea creature you made.
- c. How many place value blocks did it take to build the larger sea creature?
- d. How many place value blocks would it take to make a sea creature the same shape but three times as long as the first sea creature you made?