

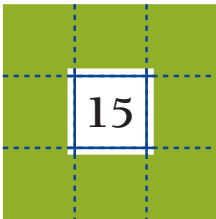
Hide-and-seek Numbers

- You need**
- a hundreds board – preferably a flip hundreds board
 - a photocopy of the square screen copymaster
 - a classmate

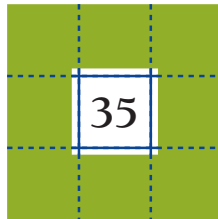
Activity One

What numbers are completely hidden under the square screens covering these hundreds boards?

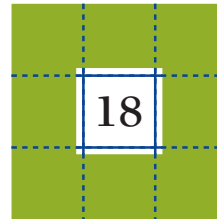
a.



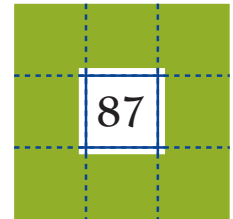
b.



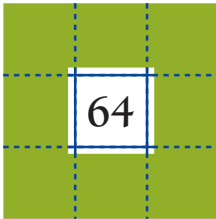
c.



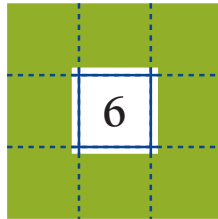
d.



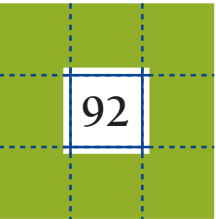
e.



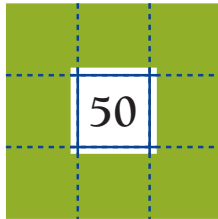
f.



g.



h.



Activity Two

- Ask a classmate to close their eyes.
- Cover some numbers on a hundreds board with the square screen, making sure that one complete number is showing in the hole in the centre of the square screen.
- Ask your classmate to open their eyes and look at the hundreds board to work out what the hidden numbers are.
- Remove the card to see if your classmate's answers are correct.
- Discuss with your classmate how they knew what the hidden numbers were.