


Cut It Out

You need paper

scissors

Activity One



Make a paper circle.

Fold it in half.

Cut out some bits.



1. Draw what you think your cut-up circle will look like when it is opened up.

Now open up your cut-up circle.

2. Compare your drawing to the opened cut-up circle. What things are the same about the patterns?

Activity Two

1. Try this:



Make a paper circle.

Fold it in half.

Fold it into quarters by folding it in half again.

Cut out some bits.

Open it up.

2. Do this with three circles, cutting out different pieces each time.
 - a. What things are the same about all the circle patterns when they are opened up?
 - b. Try folding a circle in eighths and cutting bits out. What circle pattern does this make?