

# Changing Shape

You need  cardboard

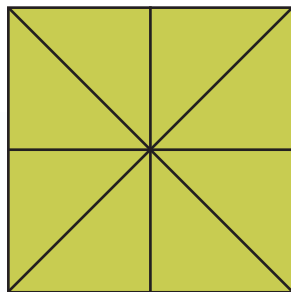
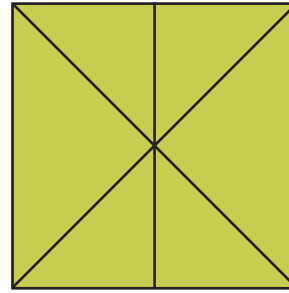
scissors

## Activity One

Copy this square onto cardboard and cut out the triangles marked on it.

Using all the triangles, rearrange them to make:

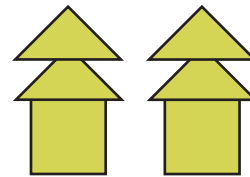
- a rectangle.
- a trapezium.
- a parallelogram.
- one large triangle.




## Activity Two

- Copy this square onto cardboard and cut it into the shapes shown. Now rearrange them to make the following pairs of shapes. Use all the pieces for each pair.

a.



b.



- Use the triangles to make your own shapes.