



Times Tables Practice

Purpose:

To help your child to instantly recall their times tables.

What to do:

Two players sit facing each other. Hold out closed fists and count to 3 together then open their hands and show a number of fingers.

Player one:  (5) Player two:  (2)

The first person to multiply the two numbers showing wins a point. $5 \times 1 = 5$



- say 5 times 1 is 5
- it must be correct
- if it is incorrect the other player has a turn

What to expect your child to do:

To instantly recall the times tables up to 10×10 .

Variations:

- Players just call out the answers
- You can also play where each player uses only one hand, or where only one player uses both hands.
- The same game can be played to practice addition facts.

Player one:  (5) Player two:  (2) $5 + 2 = 7$

Note: This is like a game called Rock, Paper Scissors (*Gang-gang kamoā*)

He Kupu Māori:

multiply	whakarea (-tia)
----------	-----------------

He Whakawhitinga Kōrero:

- Whakareatia ngā tau e rua. (*Multiply the two numbers.*)
- Kei te tika tēnā. (*That's correct.*)
- Kāore i te tika. Ko te 56 kē te otinga. (*Not correct. The answer is 56.*)
- Whakareatia te whā ki te toru. (*Multiply 4 by 3.*)