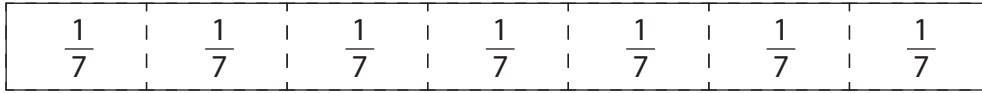


1. Draw lines that cut each length into the correct number of equal parts. Label each part with a fraction. The first one is done for you.

a. Cut into seven equal parts



b. Cut into four equal parts.

c. Cut into eight equal parts.

d. Cut into three equal parts.

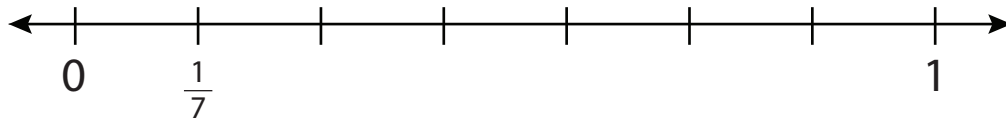
e. Cut into five equal parts.

f. Cut into four equal parts.


g. Cut into six equal parts.

2. Mark the place of the fraction on the number line. Be careful to look where the whole, 1, is placed. The first one is done for you.


a. Place  $\frac{1}{7}$ .




b. Place  $\frac{1}{4}$ .




c. Place  $\frac{1}{6}$ .



d. Place  $\frac{1}{3}$ .



e. Place  $\frac{1}{5}$ .



f. Place  $\frac{1}{8}$ .

