


Ewe Scan

You need a classmate

counting equipment (optional)

Activity One

Brent has scanned 3 000 ewes on Donna's farm to find out how many lambs she can expect to be born on her farm in spring.



Donna draws up this chart:

	Number of ewes	Total number of lambs
Drys (no lambs)	50	0
Ewes with singles	1 600	
Ewes with twins	1 200	
Ewes with triplets	150	

Work with a classmate to answer the following questions. Discuss and record your strategies.

1. a. How many lambs should be born that are:
 - i. singles?
 - ii. one of twins?
 - iii. one of triplets?

Triplets are sets of 3, so $150 \times 3 = \square$

- b. How many lambs altogether should Donna's ewes have?

2. Donna predicts that 15 lambs out of every 100 lambs born will die. How many lambs does she expect will die this spring?

15 dead lambs out of 100 means 30 out of 200 ...



3. For the month before lambing, Donna gives extra feed to the ewes that are carrying twins or triplets. Every 2 days, she uses 4 bales of hay for every 100 of these ewes.

How many bales of hay does Donna need for:


- 2 days?
- 30 days?



I could show this as a diagram.



How about using blocks and beans?



4. As well as hay, Donna feeds 100 grams of grain every 2 days to each ewe that is carrying twins or triplets.






- How many grams of grain will Donna need to feed all these ewes for 2 days?
- How many kilograms of grain will Donna need for 30 days?

There are 1 000 grams in a kilogram.

Activity Two

- ① With your classmate, write a scenario for a farm one-third the size of Donna's, using the information in Activity One.

Discuss:

-  the number of lambing ewes there would be on the farm
-  how many lambs they would have
-  how many ewes would need extra feed because they were carrying twins or triplets
-  how many bales of hay you would need to feed out every 2 days
-  how many grams of grain you would need to feed out every 2 days.



- ② a. For this farm, how much hay and grain would you need for 30 days using Donna's amounts of feed?

I wonder if 450 is a factor of 1 350?



- b. Now do the same for a farm with 900 ewes that need extra feed.