

One Good Turn

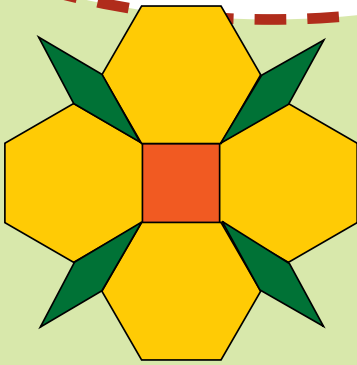
You need a set of pattern blocks

a classmate


Activity

1.
 - a. Make each figure below using pattern blocks.
 - b. With each figure, find its centre and describe its rotational symmetry.

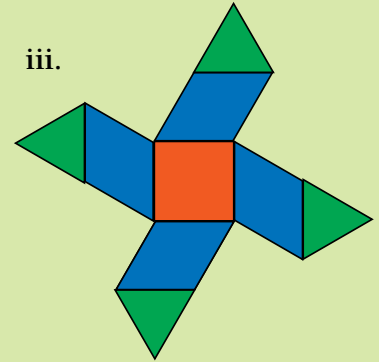
i.



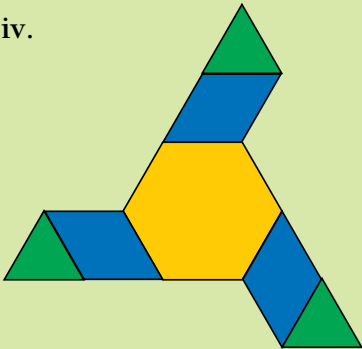
ii.




iii.



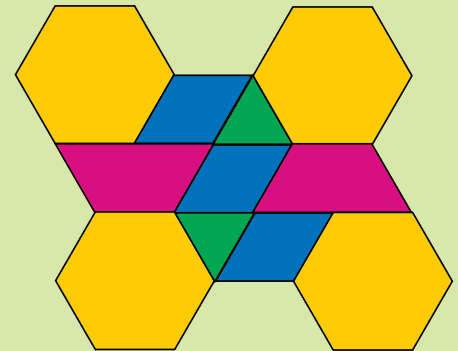
iv.



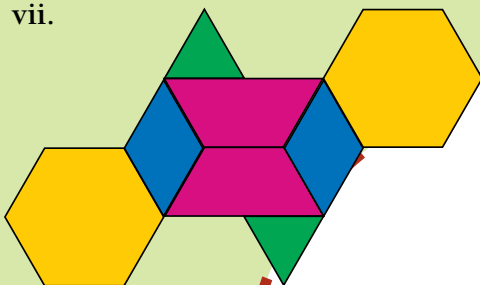
v.



vi.



vii.



2.

- a. Using pattern blocks, make up your own figure with rotational symmetry.
- b. Ask a classmate to find its centre and describe its symmetry.