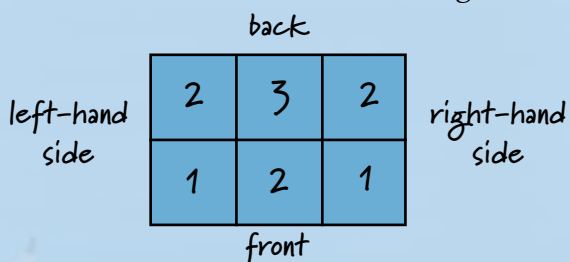


Different Viewpoints

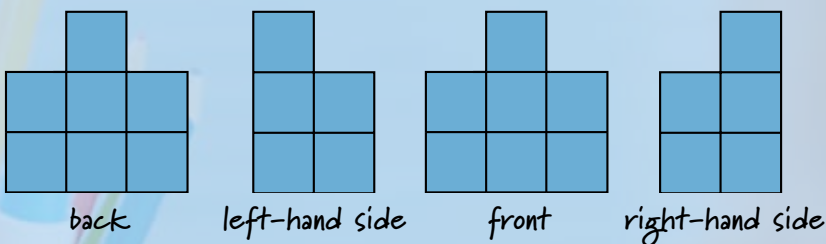
- You need** multilink cubes square grid paper
 isometric dot paper (optional)

Activity

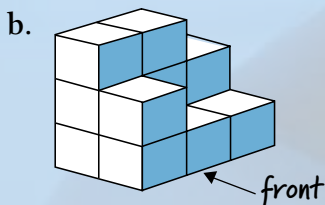
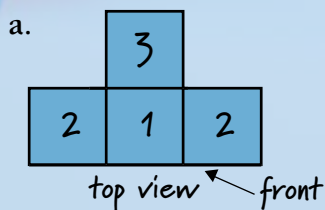
The photograph shows Lorena drawing the building she made out of multilink cubes. First, she drew a top view of it. In each square of her top-view drawing, Lorena wrote the number of cubes stacked on top of each other in that row. She labelled each side of her drawing.



Then Lorena drew the views of each side.



1. What do you notice about the views of the building from the front and back?
2. Here are two other buildings that Lorena made:



Draw left-hand side, front, and right-hand side views of each of these buildings.



3.

a. Make these two buildings out of multilink cubes:



front



front

b. Draw left-hand side, front, and right-hand side views of each of these buildings.

