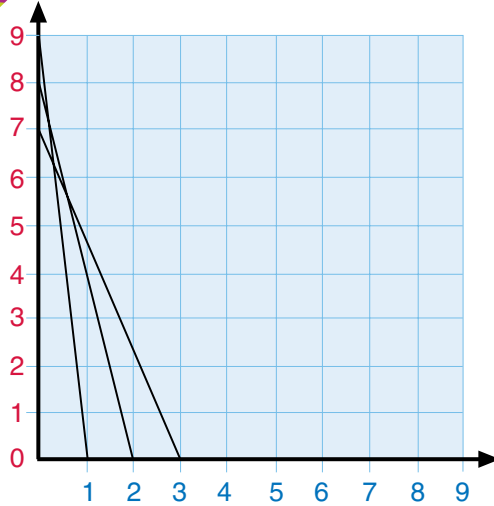


# Joining Rules

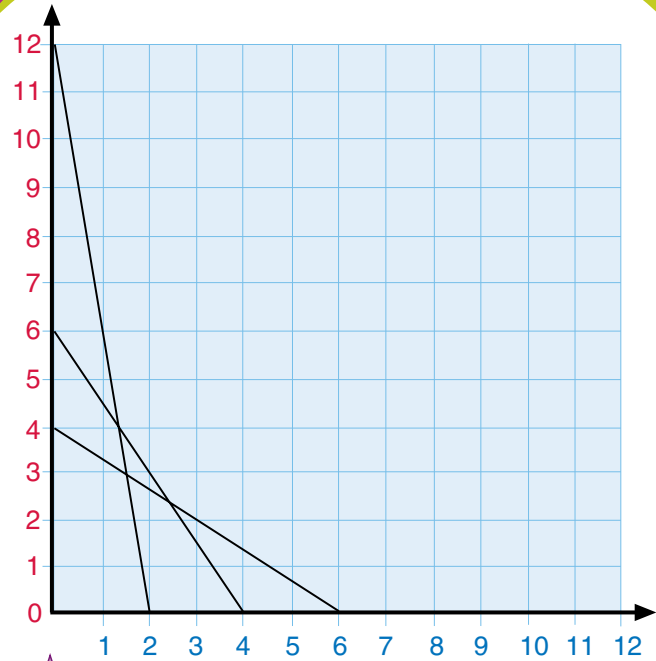
You need  square grid paper

## Activity

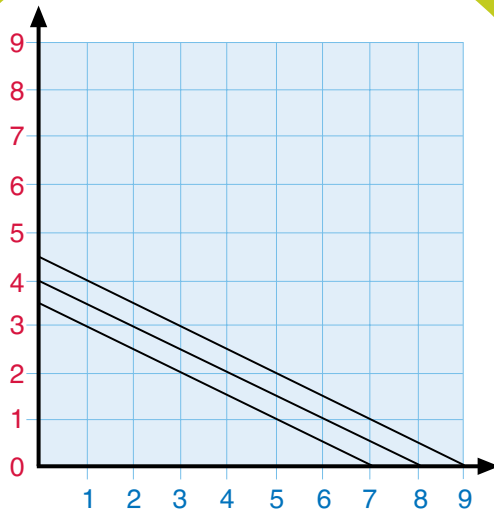
Read the rule below each grid.  
Use the rule to complete the pattern  
on your square grid paper.



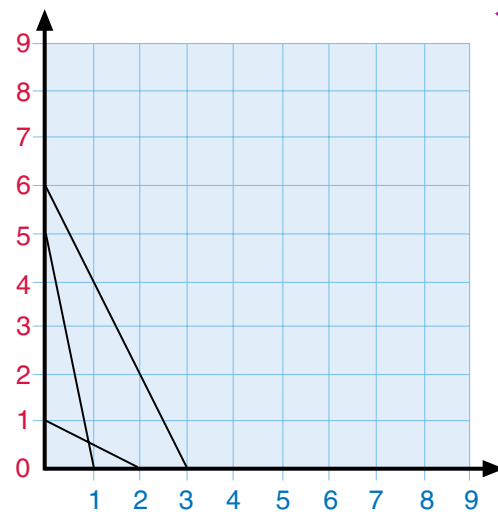
1. In this grid, the blue number and the red number it joins to add to 10.



2. In this grid, the blue number and the red number it joins to multiply to 24.



3. In this grid, you join the blue number to the red number that is half the blue number. For example,  $8 \div 2 = 4$  and  $7 \div 2 = 3\frac{1}{2}$ .



4. In this grid, you multiply the blue number by five and add the digits in the product. This gives you the red number. For example,  $6 \times 5 = 30 \rightarrow 3 + 0 = 3$  (six is the blue number and three is the red number), and  $3 \times 5 = 15 \rightarrow 1 + 5 = 6$  (three is blue, six is red).